
















Tube colour	Tube name	Common usage For other tests refer to the laboratory online manual or contact the laboratory Phone: 07 839 8606	Instructions
	BLOOD CULTURES	Collect blood cultures first.	
	SODIUM CITRATE	Coagulation. Special coagulation tests may require other tube types. Refer to laboratory online manual.	Mix tube by gentle inversion 3 - 4 times. <i>PFA requests must be walked to the laboratory.</i>
	CPDA	Tissue typing.	Phone Blood Bank for tube. Mix tube by gentle inversion 8 - 10 times.
	GOLD	Virology, Immunology, Lithium, Protein Electrophoresis, PTH	Mix tube by gentle inversion 5 times.
	RED	Heparin Induced Thrombocytopenia (HIT) screen Clozapine and other routine drugs	Mix tube by gentle inversion 5 times.
	HEPARIN	Routine Biochemistry, FT4, TSH, FT3, Ferritin, DHEAS, Procalcitonin, PSA, Cortisol, Progesterone, LH, FSH, Testosterone, B12, Folate, SHBG, Insulin, C-Peptide, BNP, AFP, CEA, HCG, Troponin T, Lipids, Ca125, Ca15-3, Ca19-9	Mix tube by gentle inversion 8 - 10 times.
	HEPARIN	RBC Porphyrins, Thiamine, RBC Magnesium, RBC Reduced Glutathione, RBC Phosphorylase Kinase, Cyanide, Chromosome Studies (must be separate tube), NAP (neutrophil alkaline phosphatase), Carboxyhaemoglobin	Mix tube by gentle inversion 8 - 10 times. <i>Porphyrin specimens must be protected from light.</i>
	EDTA	CBC, Reticulocytes, CD4, Direct Coombs, ACTH, Ammonia, HbA1c, Homocysteine, Cyclosporin, Haemoglobinopathy studies, Complement Activation, PRA, Tacrolimus, DNA and RNA studies (must be separate tube)	Mix tube by gentle inversion 8 - 10 times. PRA must be transported at room temperature only. Homocysteine, ACTH and Ammonia must be transported on ice, and the laboratory notified.
	EDTA CROSS MATCH	7 mL EDTA tube for Cross match, Direct Coombs Tube label must be hand-written and signed	Mix tube by gentle inversion 8 - 10 times.
	EDTA White	Viral loads - Hep B, Hep C, HIV	Mix tube by gentle inversion 8 - 10 times.
	EDTA TRACE ELEMENT	Trace metals - Lead, Zinc, Copper, Aluminium, Cobalt, Chromium, Manganese and Selenium	Phone laboratory to obtain tube. Mix tube by gentle inversion 8 - 10 times.
	FLUORIDE OXALATE	Glucose Lactate (must be transported on ice)	Mix tube by gentle inversion 8 - 10 times. <i>Lactate must be transported on ice and the laboratory notified.</i>
	ESR	ESR	Mix tube by gentle inversion 8 - 10 times. Ensure the blood runs the length of the tube with each inversion.
	Blood gas syringe (Heparin)	Blood gases, co-oximetry	Remove air immediately after collection. Mix by inversion several times.
	QuantiFERON Gold	QuantiFERON-TB Gold	Tubes available from Phlebotomists. 1 ml only (volume is critical) into each of the tubes in sequence: grey, green, yellow, purple. Tubes draw slowly. Invert 10 times, ensure tube surface is coated. Transport at room temperature.