










Label at bedside: Laboratory request form and samples must match the patient

Tube colour	Tube name	Common usage	Instructions
	CAPILLARY TUBE	Capillary glucose/lactate, bilirubin, or full blood gas	Immediately after collection insert a mixing flea, cap the ends and drag a magnet 10x the entire length of the tube to mix the sample <i>Consult POCT for appropriate sized tube</i>
 CBC – 300µL	EDTA	CBC, Reticulocytes, HbA1c, Direct Coombs, Haemoglobinopathy studies, Cyclosporin, Tacrolimus	Mix tube by gentle inversion 8-10 times
	LITHIUM HEPARIN AND GEL FOR PLASMA SEPARATION	Routine Biochemistry, FT4, TSH, FT3 Ferritin, Cortisol, Progesterone, LH, FSH, Testosterone, B12, Folate, SHBG, Insulin, C-Peptide, AFP, CEA, HCG, Troponin T, Lipids, Ca125, CA19-9, CA15-3	Mix tube by gentle inversion 8-10 times
	CLOT ACTIVATOR AND GEL FOR SERUM SEPARATION	Virology/Serology, Immunology, Lithium, Protein electrophoresis, PTH	Mix tube by gentle inversion 5 times
	NO ADDITIVE	Routine drugs, Infectious mononucleosis	Mix tube by gentle inversion 5 times

Lancet	Name	Baby size / Patient	Tests
	PINK QUICK HEEL LANCET	<2Kg	All micro collects
		>2Kg	Capillary glucose
	GREEN QUICK HEEL LANCET	>2Kg	All micro collects on premature babies
	PINK BDH LANCET	<5Kg	Micro collects on children >1 year old, or walking (whichever comes first)
	BLUE BDH LANCET	>5Kg	Micro collects on adults