




Tube colour	Tube name	Common usage For other tests refer to the laboratory handbook or contact the laboratory Phone: 07 839 8606	Instructions
	BLOOD CULTURES -Aerobic -Anaerobic	Collect blood cultures first.	See laboratory handbook for guidance on collection requirements.
	SODIUM CITRATE	Coagulation. Special coagulation tests may require other tube types. Refer to laboratory handbook.	Mix tube by gentle inversion 3 - 4 times. PFA requests must be walked to the laboratory.
	CPDA	Tissue typing.	Phone Blood Bank for tube. Mix tube by gentle inversion 8 - 10 times.
	GOLD	Virology, Immunology, Lithium, Protein Electrophoresis, Ca125, Ca19-9, Ca15-3, PTH	Mix tube by gentle inversion 5 times.
	RED	Heparin Induced Thrombocytopenia (HIT) screen Clozapine and other routine drugs	Mix tube by gentle inversion 5 times.
	HEPARIN	Routine Biochemistry, FT4, TSH, FT3, Ferritin, Cortisol, Progesterone, LH, FSH, Testosterone, B12, Folate, SHBG, Insulin, C-Peptide, Methaemoglobin, AFP, CEA, HCG, Troponin T, Lipids	Mix tube by gentle inversion 8 - 10 times.
	HEPARIN	RBC Porphyrins, Thiamine, RBC Magnesium, RBC Reduced Glutathione, RBC Phosphorylase Kinase, Cyanide, Chromosome Studies (MUST be separate tube), NAP (neutrophil alkaline phosphatase), Leptospirosis Culture, Carboxyhaemoglobin	Mix tube by gentle inversion 8 - 10 times. Porphyrin specimens must be protected from light.
	QuantiFERON Gold	QuantiFERON TB Gold	Tubes available from Phlebotomists. 1 ml only (volume is critical) into each of the tubes in sequence: grey, green, yellow, purple. Tubes draw slowly. Invert 10 times, ensure tube surface is coated. Transport at room temperature.
	EDTA	CBC, Reticulocytes, CD4, Direct Coombs, ACTH, Ammonia, Lead, HbA1c, Homocysteine, Cyclosporin, Haemoglobinopathy studies, Complement Activation, PRA, Tacrolimus, DNA and RNA studies (MUST be separate tube)	Mix tube by gentle inversion 8 - 10 times. PRA must be transported at room temperature only. Homocysteine, ACTH and Ammonia must be transported on ice, and the laboratory notified.
	EDTA CROSS MATCH	7 mL EDTA tube for Cross match, Direct Coombs Tube label MUST be hand-written and signed	Mix tube by gentle inversion 8 - 10 times.
	EDTA TRACE ELEMENT	Trace metals - Zinc, Copper, Aluminium, Cobalt, Chromium, Manganese and Selenium	Phone laboratory to obtain tube. Mix tube by gentle inversion 8 - 10 times.
	FLUORIDE OXALATE	Glucose. Lactate (MUST be transported on ice)	Mix tube by gentle inversion 8 - 10 times. Lactate must be transported on ice and the laboratory notified.
	ESR	ESR	Mix tube by gentle inversion 8 - 10 times. Ensure the blood runs the length of the tube with each inversion.
	Blood gas syringe (Heparin)	Blood gases, co-oximetry	Collect anaerobically. Remove air immediately after collection. Mix for 20 seconds.